


ECO BANNER

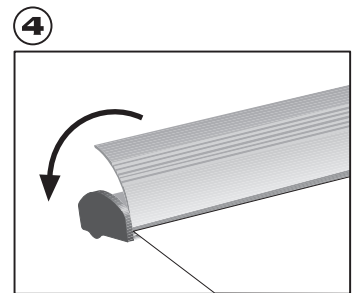
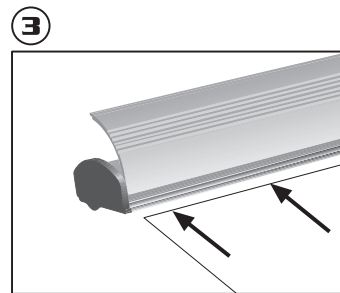
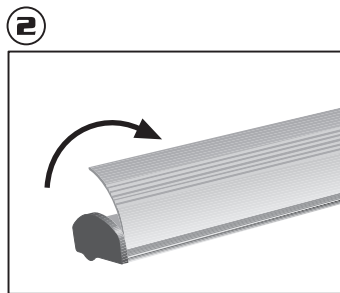

content*

Quantity

- Three part pipe 1
- Clamp Profile(For top) 1
- Clamp Profile(For bottom) 1
- Foot 1



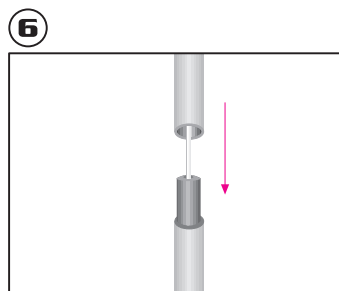
assembly instructions



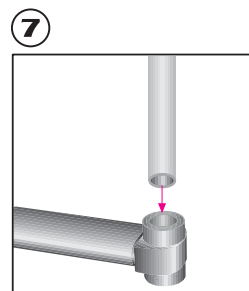
Open the top clamp profile and place in the poster.
Open the bottom clamp profile (connected to the foot)
and place in the other end of the poster.



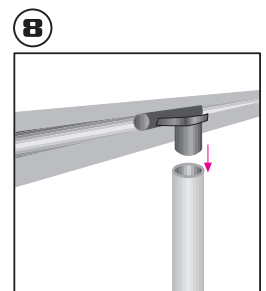
Open the foot to 90 degrees
and tighten the wing nut.



Complete the assembly
of three part pipe



Fit the pipe into the
footend



Hang the banner
to the pipe by the
back connector
of the top clamp
profile.