
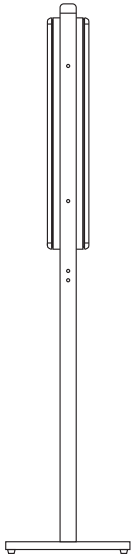


LIGHT BOX STANDS


content*

Quantity

| | |
|---|---|
| ■ Frame & Body | 1 |
| ■ T Foot | 2 |
| ■ Bolts & washers (on elliptic profile) | 4 |




LIGHT BOX STAND
SOFTLINE

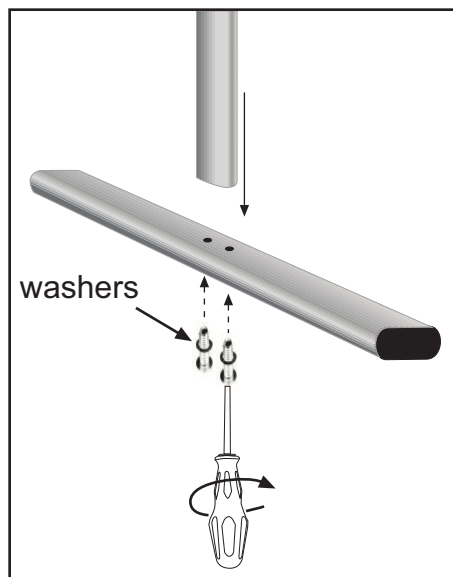


LIGHT BOX STAND
HARDLINE

assembly instructions



Bolts for fixing the legs to the body, comes on the body profiles.
Unscrew the bolts.
Be careful, you must use the washers when screwing the bolts!..



Fix the bottom feet to the legs of the body
Must fix with washers on bolts !..

