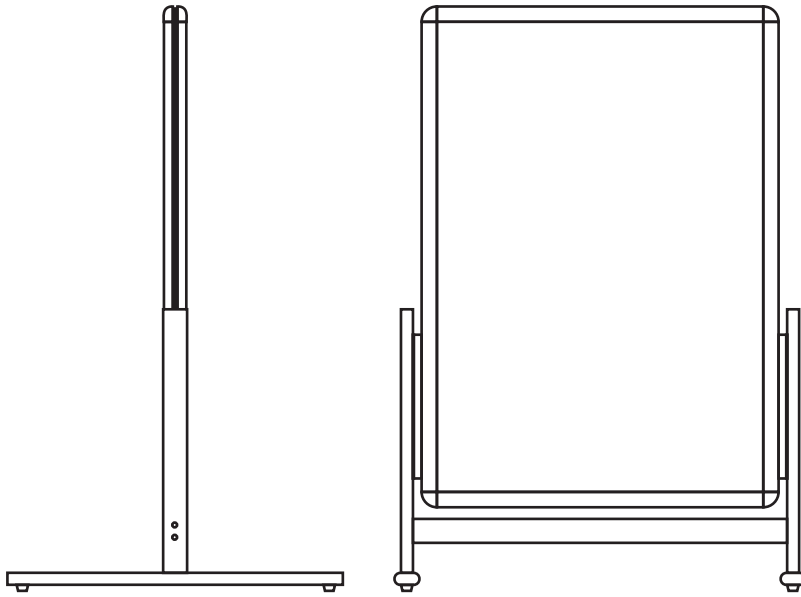


STOPPER


content*

Quantity

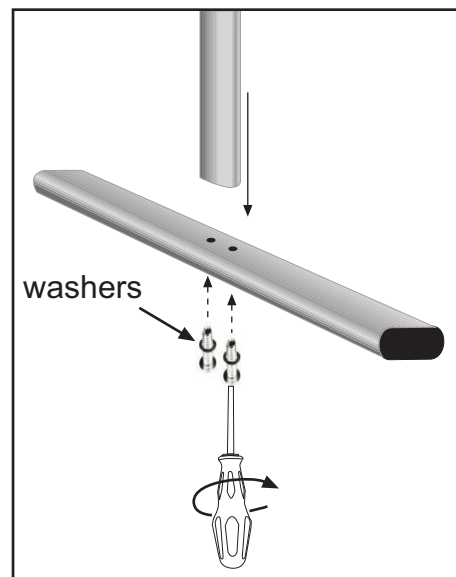
■ Frame & Body	1
■ T Foot	2
■ Bolts & washers (on elliptic profile)	4



assembly instructions



Bolts for fixing the legs to the body, comes on the body profiles.
Unscrew the bolts.
Be careful, you must use the washers when screwing the bolts!..



Fix the bottom feet to the legs of the body
Must fix with washers on bolds !..